
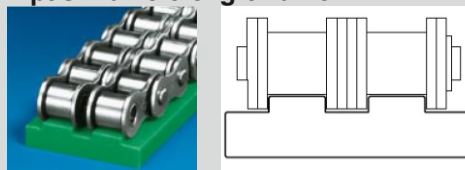


PAVARŲ GRANDINŲ KREIPIANČIOSIOS

Tipas T



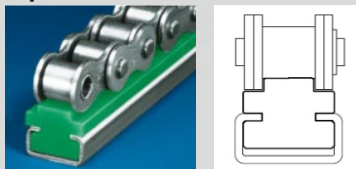
Tipas T dveilei grandinei




Tipas TU




Tipas CT




Tipas CT dveilei grandinei




Tipas CTU



Tipas TS




Tipas CTS



Tipas U



Tipas CU




Tipas K




Tipas CK




Tipas CU




Tipas CKG 15V



Tipas CKG 14H



Tipas ETA




Tipas R



Tipas CRU



Tipas CRG



Tipas CRO



STANDARTINIAI PROFILIAI IŠ PLIENO DIN 59413 (ilgis 2000mm, ilgis 6000mm)

